

REVERSE Table



Features:

Reverse is a collection of table bases with central column made from 100% recyclable polyethylene. The Reverse base is an icon of elegance and structural stability, with the ability to be combined with many table top finishes and appearances. The signature cylindrical shape of the column progressively widens as it approaches its largest at the base. Available in different widths and heights, permitting it to be used as an occasional, high or meeting table. All tables provided with a counterweight.

Reverse is made in Spain.

Design: PIERGIORGIO CAZZANIGA FOR ANDREU WORLD

Options:

- Occasional table available in two heights. (HPL), in three shapes, square, elliptical and round.
- High table offered in 4 diameters. Combinable with any top collection models. Conference Table various has tops such as natural oak and lacquered. Flexibility to have a one single base or multiple bases. Cable management available.

Certifications: GECA

Finishes:

- Polyethylene bases in 5 colours.
- Occasional table top options include lacquered plywood, oak, Solid Surface, marble or solid core high pressure laminate. Optional gloss lacquer base finish.
- Conference table top options include lacquered plywood, oak, stone, glass or solid core high pressure laminate.
- High table top available in all top options.
- Refer to Andreu World finishes specification for all finish options.

Base colours:



White



Sand



Basalt Grey

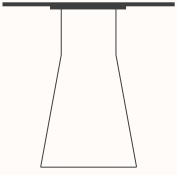


Black




Dark Grey

Dimensions



Reverse Conference

OH 450mm
DIA 210mm
Counterweight: 8kg



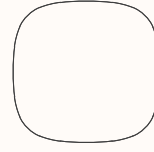
Round Top

DIA 450mm



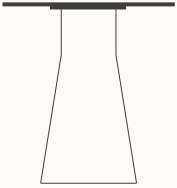
Square Top

OW 400mm
OD 400mm




Elliptical Top

OW 450mm
OD 450mm



Reverse Occasional 55

OH 550mm
DIA 260mm
Counterweight: 10kg



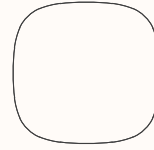
Round Top

DIA 550mm



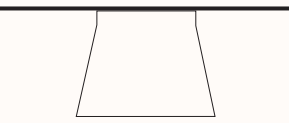
Square Top

OW 500mm
OD 500mm




Elliptical Top

OW 550mm
OD 550mm




Reverse Occasional 35

OH 350mm
DIA 420mm
Counterweight: 20kg



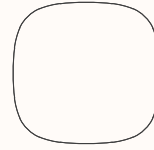
Round Top

DIA 900/1000/1100
1200mm



Square Top

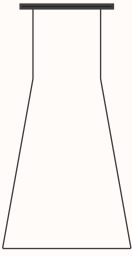
OW 800/900/1000
/1100mm
OD 800/900/1000
/1100mm



Elliptical Top


OW 900/1000/1100
1200mm
OD 900/1000/1100
1200mm

Dimensions



Reverse High 38

OH 725mm
DIA 380mm
Counterweight: 30kg



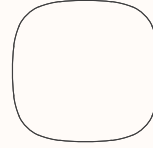
Round Top

DIA 1000mm




Square Top

OW 900mm
OD 900mm




Elliptical Top

OW 900mm
OD 900mm



Reverse High 50

OH 725mm
DIA 590mm
Counterweight: 50kg



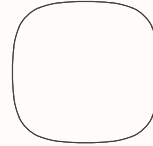
Round Top

DIA 1500mm



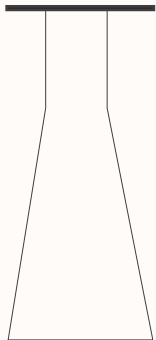
Square Top

OW 1300mm
OD 1300mm




Elliptical Top

OW 1300mm
OD 1300mm



Reverse High 42

OH 1090mm
DIA 420mm
Counterweight: 50kg



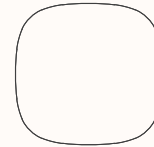
Round Top

DIA 1000mm



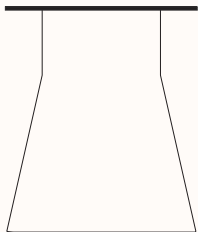
Square Top

OW 900mm
OD 900mm




Elliptical Top

OW 900mm
OD 900mm



Reverse High 60

OH 725mm
DIA 600mm
Counterweight: 60kg



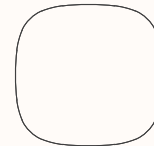
Round Top

DIA 2000mm



Square Top

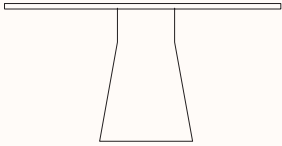
OW 1800mm
OD 1800mm



Elliptical Top


OW 1800mm
OD 1800mm

Dimensions




Reverse Conference 50

OH 745mm
DIA 500mm
Counterweight: 50kg



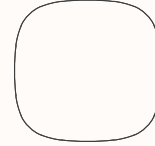
Round Top

DIA 1400/1500mm



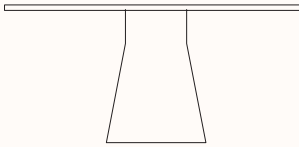
Square Top

OW 1400mm
OD 1400mm




Elliptical Top

OW 1400mm
OD 1400mm



Reverse Conference 60

OH 745mm
DIA 600mm
Counterweight: 75kg



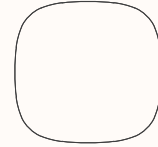
Round Top

DIA 1400/1500/1600
1700/1800/1900
2000mm



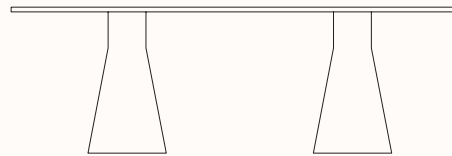
Square Top

OW 1400/1500/1600
1700/1800mm
OD 1400/1500/1600
1700/1800mm



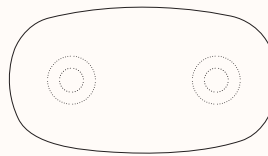
Elliptical Top

OW 1400/1500/1600
1700/1800/1900
2000mm
OD 1400/1500/1600
1700/1800/1900
2000mm



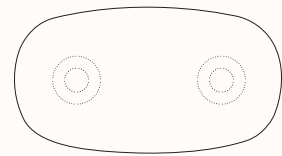
Reverse Conference

OH 745mm



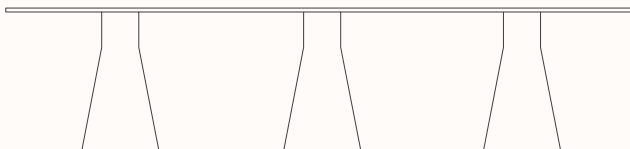
Rectangular Top 380

DIA 380mm (each base)
OW 2200/2400mm
OD 1200mm



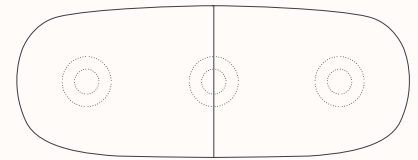
Rectangular Top 500

DIA 500mm (each base)
OW 2600/2800/3000mm
OD 1500mm




Reverse Conference

OH 745mm



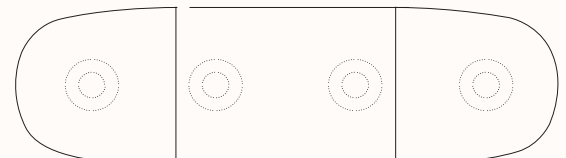
Rectangular Top 380

DIA 500mm (each base)
OW 5500/6000mm
OD 1500mm



Reverse Conference

OH 745mm



Rectangular Top 380

DIA 500mm (each base)
OW 6500/700/7500mm
OD 1500mm